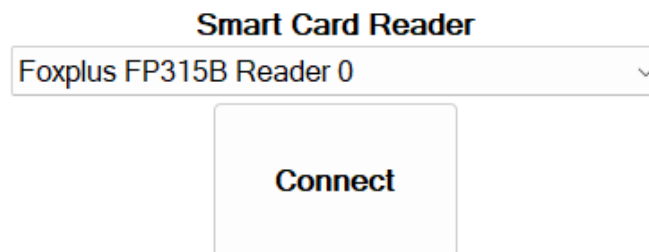


# Step.1

準備指紋卡和晶片或感應讀卡機.下載相關官方指紋軟體 [x64 v1.7.0.0.zip](#) 或 [x86 v1.7.0.0.zip](#)

<https://foxplusi18n.com/Fingerprint/x86%20v1.7.0.0.zip> 解壓縮檔案並執行 FoxplusCardEnroll.exe 程式  
然後點選[connect]按鈕。

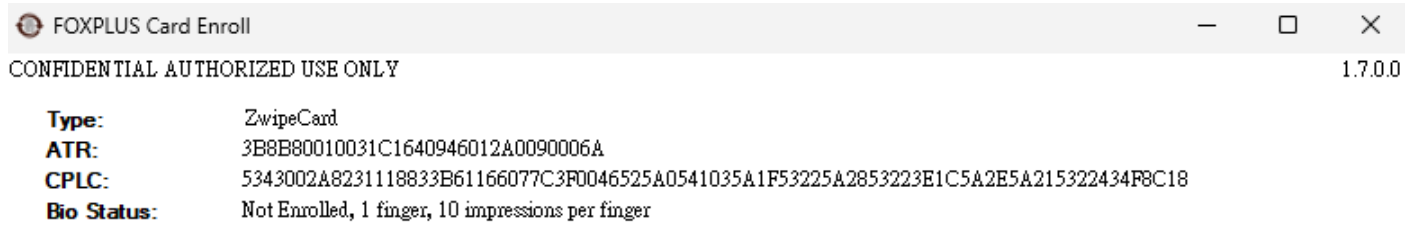
Prepare the fingerprint card and smartcard reader. download [x64 v1.7.0.0.zip](#) or [x86 v1.7.0.0.zip](#). Unzip and run FoxplusCardEnroll.exe from <https://foxplusi18n.com/Fingerprint/x86%20v1.7.0.0.zip> or x64%20v1.7.0.0.zip then put the demo card and click [connect] button.



## Step.2

點擊 [enroll] 按鈕然後把拇指和食指放到黑色感應器. 錄製指紋成功後點擊 [Authenticate] 按鈕可以驗證指紋 [de-enroll] 可以刪除指紋.

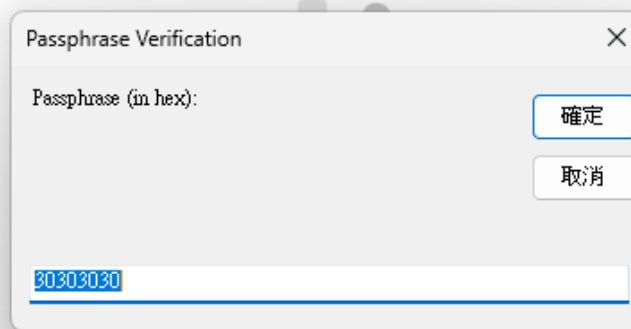
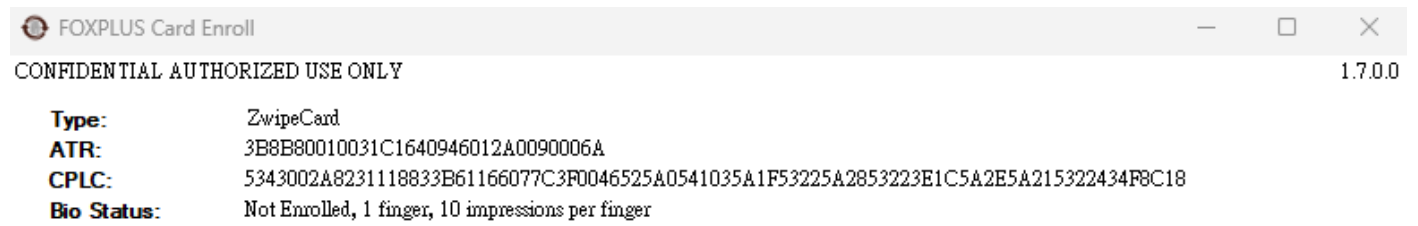
click [enroll] button and put your fingerprint to sensor to start recording. if you record ok then you can click [Authenticate] the verify it or [de-enroll] to delete it.



## Step.3

Enter輸入密碼(請勿修改)後開始。

Enter default passphrase to start (don' t chnange it)。



Enrollment in progress ...



## Step.4


把你的手指(例如:拇指)放到卡片黑色的感應器上開始錄製指紋。每隻手指需要錄五次，接著錄製另一隻手指(例如:食指)。

Put your fingerprint (ex Thumb finger) on to the black sensor of card to start。Every finger 5 times and change another finger (ex: index finger)

FOXPLUS Card Enroll — □ ×


CONFIDENTIAL AUTHORIZED USE ONLY 1.7.0.0

**Type:** ZwipeCard  
**ATR:** 3B8B80010031C1640946012A0090006A  
**CPLC:** 5343002A8231118833B61166077C3F0046525A0541035A1F53225A2853223E1C5A2E5A215322434F8C18  
**Bio Status:** Not Enrolled, 1 finger, 10 impressions per finger



**MOVE YOUR FINGER SLIGHTLY BACKWARD.**

Finger: 1, Progress: 5 / 10



**SUCCESS**  
Enrollment complete.

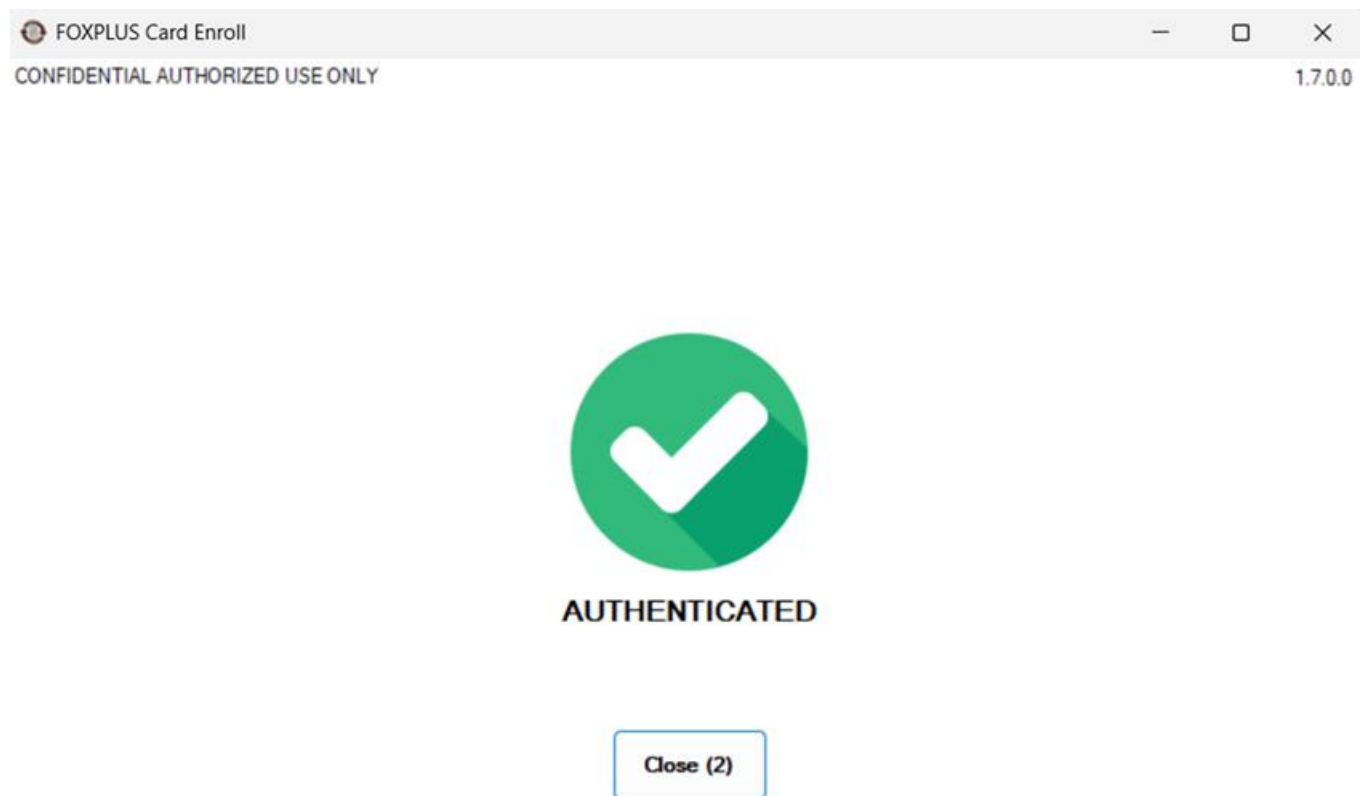
Close (8)

**X Cancel**

## Step.5

把你的手指(例如:拇指)放到卡片黑色的感應器上驗證指紋。驗證成功你會到以下畫面

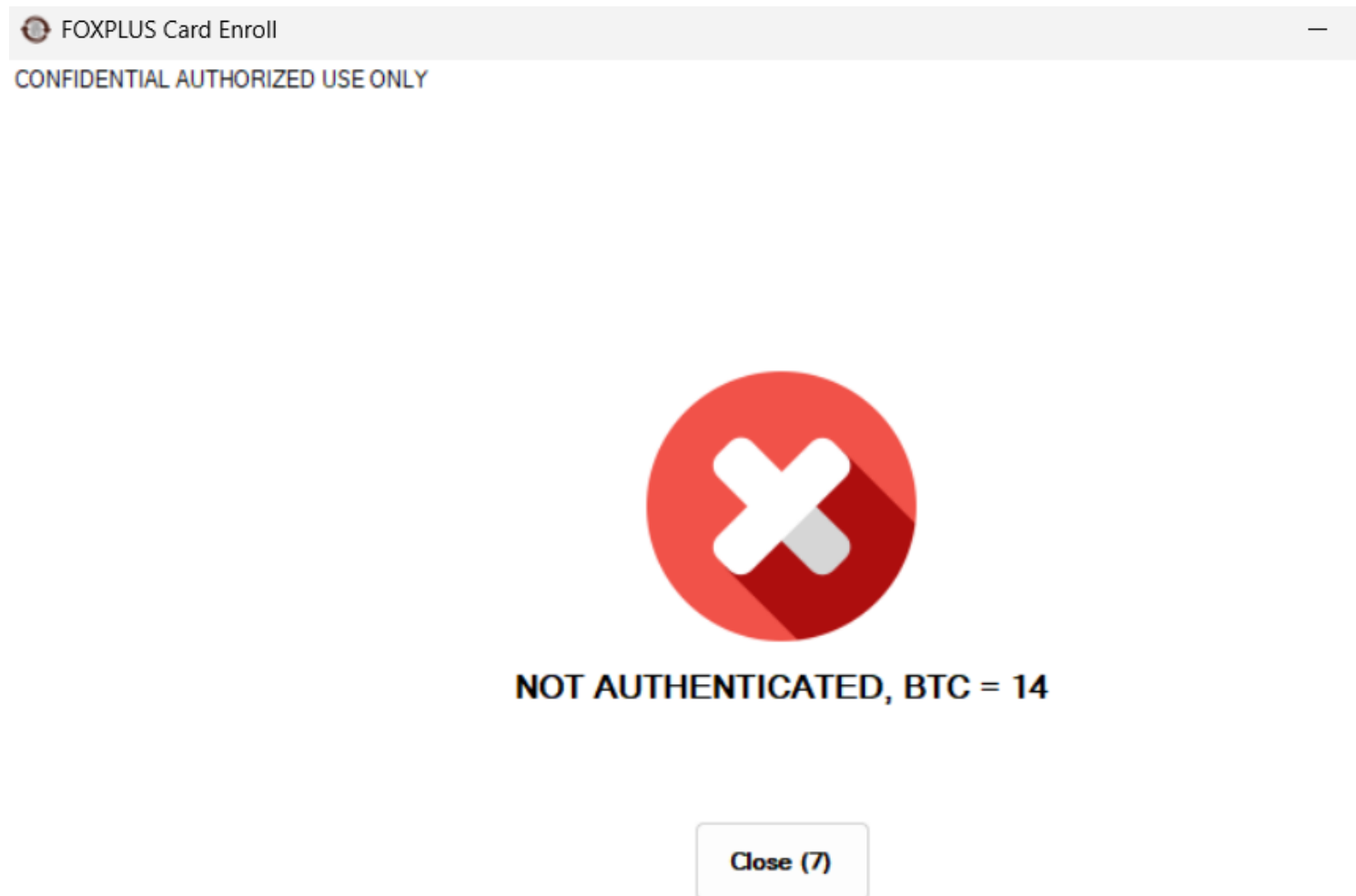
Put your fingerprint on to the black sensor and click [Authenticate] button to verify your finger · if authenticate finger ok you' ll see following screenshot ·



## Step.6

驗證指紋失敗你會看到以下畫面。

If verify fail you' ll see following screenshot.



開發工具: 請跟我公司聯繫: [sales@foxplus.com.tw](mailto:sales@foxplus.com.tw) 簽完合約 即可提供 zcSDK

Development tool: Please contact [sales@foxplus.com.tw](mailto:sales@foxplus.com.tw) and sign the contract then i can provide zcSDK